


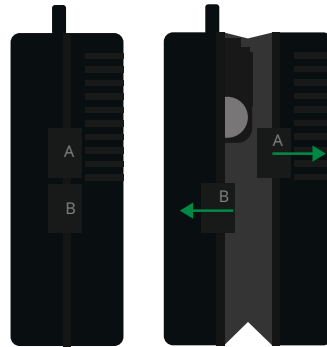
Instructions for inserting batteries in the Air Pump

Step 1



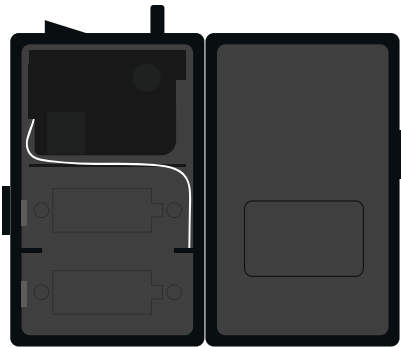
- Ensure the Biozoon unit is on a flat surface. Have your x2 D Cell batteries ready.

Step 2



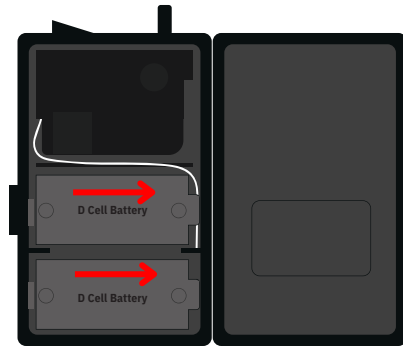
- Place the Biozoon unit on its side.
- Either clip goes in opposite direction.
- Slightly apply pressure up on clip A.
- Sliding something under clip A may help.

Step 3



- Once opened leave the Biozoon unit flat on a surface.

Step 4



- Insert x2 D cell batteries.
- Ensure batteries are inserted the correct way.
- Please use new batteries only.
- Close case and hear click to secure close.

Please ensure batteries are inserted correctly

Instructions for use

biozoon UK
Supplied by RGS Group

www.biozoon.uk

- 1 For best results, always use clean glass or beaker
- 2 Pour approximately 50ml of chosen liquid into the glass or beaker.
- 3 Add sachet contents of Air with Flavour® to the liquid and stir.
- 4 Leave to stand for a minute and stir lightly again
- 5 Place the pipette into the silicone tubing and switch on the Air Pump, gently insert the pipette into the glass or beaker of liquid.
- 6 Continue holding the pipette in the liquid as it starts to foam up.
- 7 Once the foam reaches the top of the glass or beaker you can stop the pump and spoon the foam off.
- 8 The liquid can be re-foamed numerous times to continue enjoying the taste!

Note: When foaming alcohol or very sweet liquids, it is advised to dilute it slightly with water to improve the foaming action.



Ensure you have the air pump, disposable pipette, tubing and Air with Flavour® sachet ready



Push one end of the tubing onto the air pump outlet



Push the other end of the tubing onto the thin end of the disposable pipette



Pour approximately 50ml of the chosen liquid into a clean glass (neat alcohol requires diluting)



Open a sachet of Air with Flavour® powder and pour into the liquid



Stir the powder into the liquid ensuring it is well mixed



Switch on the air pump and insert the pipette into the liquid



The air is forced through micro holes in the pipette and starts creating the light airy foam



Allow the airy foam to rise out of the glass and then turn the pump off



The airy foam can be scooped off and served immediately



The foam is instantly soluble and allows taste stimulation or mouth moistening without the need of swallowing.



The liquid can be re-foamed to continue the fantastic taste experience.